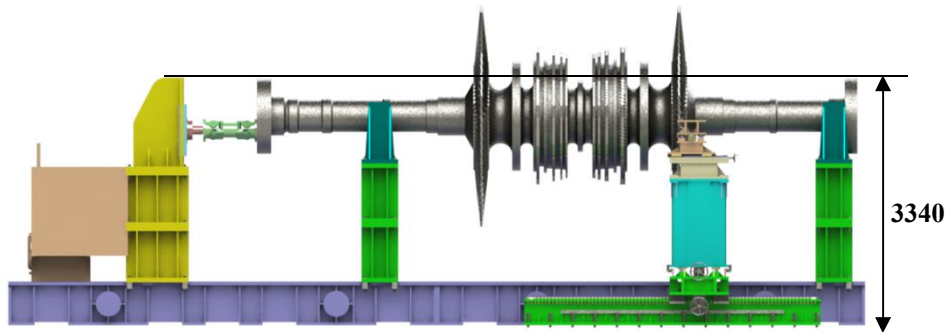
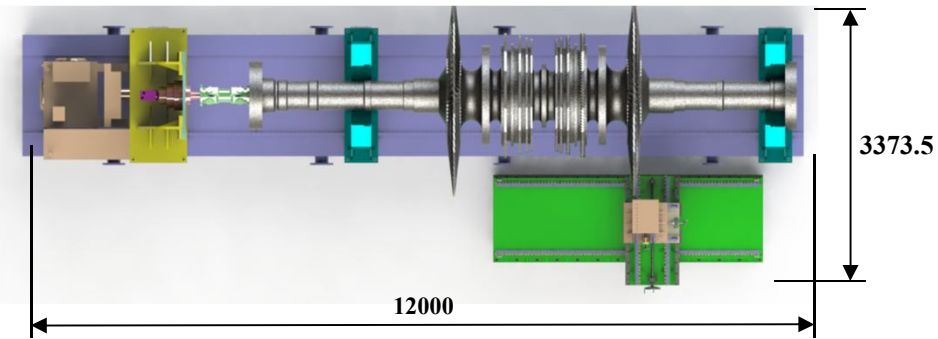
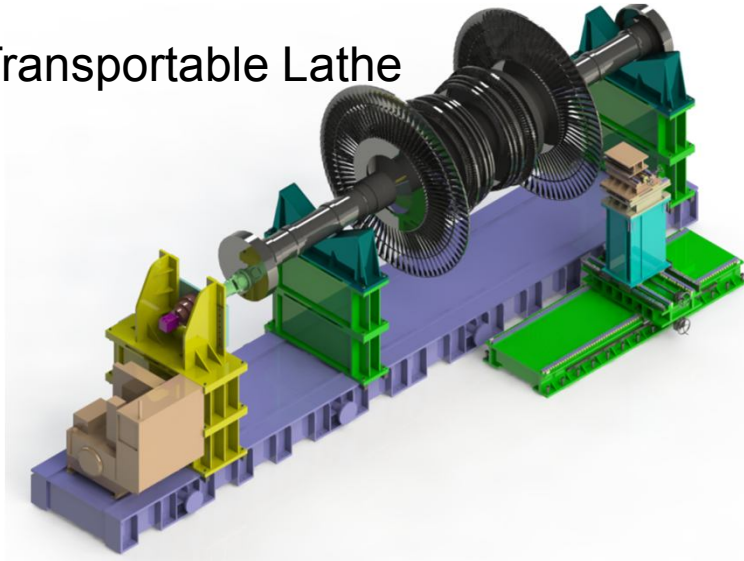


Transportable Lathe



GL4000 Mobile Lathe specification

Item	unit	specification
Bed Length	m	12
Capacity	Ton	50
Shaft Dia. To Be Supported	mm	100-500
Max. Turning Dia.	m	4
Spindle Speed	rpm	0-15
Carriage		
Main X-Axis Travel	mm	1010
Main Z-Axis Travel	mm	2950
Slave X-Axis Travel	mm	190
Slave Z-Axis Travel	mm	200
Drive Unit		
Hydraulic Motor		
Planetary Gear		
Heavy Duty Universal Joint		
Control Unit		
Hydraulic System		
Support Frame		
Hydraulic Motor Support		
Shaft Support		